


MAKE COMMUNICATION EXCITING!

Play together with attention grabbing toys. Use repetitive, simple language. Over exaggerate your facial expression and use an excited tone to your voice. Have fun!

Light up Toys

"on" "again" "red"
"flash" "off" "more"
"wow!" "bright"



Bubbles

"blow" "again" "big"
"pop" "off" "more"
"wow!" "catch"



Stop and Go

"Ready, steady, go!"
"blue car" "again"
"wow!" "more"
"fast"




Sensory Balls

"again" "roll"
"squeeze" "throw"
"up" "more"
"wow!" "catch"
"to me" "to you"
"your turn"




Moving Toys

"on" "again" "push"
"flash" "off" "more"
"wow!" "wind up"
"fly" "pull"
"spin" "help" "shake"



Fidget Toys

"spin" "again" "push"
"pop" "squeeze" "more"
"wow!" "stretch"
"wiggly" "pull"



Play is Key

These types of toy are attractive to play with and will capture your child's attention, giving you the opportunity to narrate play in a simple way, within a listening environment. The more often a child hears a word, the more likely it is to be stored in their core memory and then used. This is also why it is important to add a pause before completing a phrase you have used a lot eg 'ready, steady.....go!'. This gives your child the space they need to communicate with you during this pause, whether it be a glance at you, indicating expectation of a word, sounding the initial sound of the word, or maybe even saying the word itself. Repetition is key, so is enthusiasm and having fun!